

ISSN 2518-1483 (Online),
ISSN 2224-5227 (Print)

2019 • 2

ҚАЗАҚСТАН РЕСПУБЛИКАСЫ
ҰЛТТЫҚ ҒЫЛЫМ АКАДЕМИЯСЫНЫҢ

БАЯНДАМАЛАРЫ

ДОКЛАДЫ

НАЦИОНАЛЬНОЙ АКАДЕМИИ НАУК
РЕСПУБЛИКИ КАЗАХСТАН

REPORTS

OF THE NATIONAL ACADEMY OF SCIENCES
OF THE REPUBLIC OF KAZAKHSTAN

PUBLISHED SINCE 1944



ALMATY, NAS RK

Бас редакторы
х.ғ.д., проф., ҚР ҰҒА академигі **М.Ж. Жұрынов**

Редакция алқасы:

Адекенов С.М. проф., академик (Қазақстан) (бас ред. орынбасары)
Величкин В.И. проф., корр.-мүшесі (Ресей)
Вольдемар Вуйцик проф. (Польша)
Гончарук В.В. проф., академик (Украина)
Гордиенко А.И. проф., академик (Белорус)
Дука Г. проф., академик (Молдова)
Илолов М.И. проф., академик (Тәжікстан),
Леска Богуслава проф. (Польша),
Локшин В.Н. проф. чл.-корр. (Қазақстан)
Нараев В.Н. проф. (Ресей)
Неклюдов И.М. проф., академик (Украина)
Нур Изура Удзир проф. (Малайзия)
Перни Стефано проф. (Ұлыбритания)
Потапов В.А. проф. (Украина)
Прокопович Полина проф. (Ұлыбритания)
Омбаев А.М. проф., корр.-мүшесі (Қазақстан)
Өтелбаев М.О. проф., академик (Қазақстан)
Садыбеков М.А. проф., корр.-мүшесі (Қазақстан)
Сатаев М.И. проф., корр.-мүшесі (Қазақстан)
Северский И.В. проф., академик (Қазақстан)
Сикорски Марек проф., (Польша)
Рамазанов Т.С. проф., академик (Қазақстан)
Такибаев Н.Ж. проф., академик (Қазақстан), бас ред. орынбасары
Харин С.Н. проф., академик (Қазақстан)
Чечин Л.М. проф., корр.-мүшесі (Қазақстан)
Харун Парлар проф. (Германия)
Энджун Гао проф. (Қытай)
Эркебаев А.Э. проф., академик (Қырғыстан)

«Қазақстан Республикасы Ұлттық ғылым академиясының баяндамалары»

ISSN 2518-1483 (Online),

ISSN 2224-5227 (Print)

Меншіктенуші: «Қазақстан Республикасының Ұлттық ғылым академиясы» Республикалық қоғамдық бірлестігі (Алматы қ.)
Қазақстан республикасының Мәдениет пен ақпарат министрлігінің Ақпарат және мұрағат комитетінде 01.06.2006 ж.
берілген №5540-Ж мерзімдік басылым тіркеуіне қойылу туралы куәлік

Мерзімділігі: жылына 6 рет.

Тиражы: 500 дана.

Редакцияның мекенжайы: 050010, Алматы қ., Шевченко көш., 28, 219 бөл., 220, тел.: 272-13-19, 272-13-18,
<http://reports-science.kz/index.php/en/archive>

© Қазақстан Республикасының Ұлттық ғылым академиясы, 2019

Типографияның мекенжайы: «Аруна» ЖК, Алматы қ., Муратбаева көш., 75.

Главный редактор
д.х.н., проф., академик НАН РК **М. Ж. Журинов**

Редакционная коллегия:

Адекенов С.М. проф., академик (Казахстан) (зам. гл. ред.)
Величкин В.И. проф., чл.-корр. (Россия)
Вольдемар Вуйцик проф. (Польша)
Гончарук В.В. проф., академик (Украина)
Гордиенко А.И. проф., академик (Беларусь)
Дука Г. проф., академик (Молдова)
Илолов М.И. проф., академик (Таджикистан),
Леска Богуслава проф. (Польша),
Локшин В.Н. проф. чл.-корр. (Казахстан)
Нараев В.Н. проф. (Россия)
Неклюдов И.М. проф., академик (Украина)
Нур Изура Удзир проф. (Малайзия)
Перни Стефано проф. (Великобритания)
Потапов В.А. проф. (Украина)
Прокопович Полина проф. (Великобритания)
Омбаев А.М. проф., чл.-корр. (Казахстан)
Отелбаев М.О. проф., академик (Казахстан)
Садыбеков М.А. проф., чл.-корр. (Казахстан)
Сатаев М.И. проф., чл.-корр. (Казахстан)
Северский И.В. проф., академик (Казахстан)
Сикорски Марек проф., (Польша)
Рамазанов Т.С. проф., академик (Казахстан)
Такибаев Н.Ж. проф., академик (Казахстан), зам. гл. ред.
Харин С.Н. проф., академик (Казахстан)
Чечин Л.М. проф., чл.-корр. (Казахстан)
Харун Парлар проф. (Германия)
Энджун Гао проф. (Китай)
Эркебаев А.Э. проф., академик (Кыргызстан)

Доклады Национальной академии наук Республики Казахстан»

ISSN 2518-1483 (Online),

ISSN 2224-5227 (Print)

Собственник: Республиканское общественное объединение «Национальная академия наук Республики Казахстан» (г. Алматы)

Свидетельство о постановке на учет периодического печатного издания в Комитете информации и архивов Министерства культуры и информации Республики Казахстан №5540-Ж, выданное 01.06.2006 г.

Периодичность: 6 раз в год.

Тираж: 500 экземпляров

Адрес редакции: 050010, г.Алматы, ул.Шевченко, 28, ком.218-220, тел. 272-13-19, 272-13-18

<http://reports-science.kz/index.php/en/archive>

©Национальная академия наук Республики Казахстан, 2019 г.

Адрес типографии: ИП «Аруна», г.Алматы, ул.Муратбаева, 75

E d i t o r i n c h i e fdoctor of chemistry, professor, academician of NAS RK **M.Zh. Zhurinov****E d i t o r i a l b o a r d:****Adekenov S.M.** prof., academician (Kazakhstan) (deputy editor in chief)**Velichkin V.I.** prof., corr. member (Russia)**Voitsik Valdemar** prof. (Poland)**Goncharuk V.V.** prof., academician (Ukraine)**Gordiyenko A.I.** prof., academician (Belarus)**Duka G.** prof., academician (Moldova)**Iolov M.I.** prof., academician (Tadjikistan),**Leska Boguslava** prof. (Poland),**Lokshin V.N.** prof., corr. member. (Kazakhstan)**Narayev V.N.** prof. (Russia)**Nekludov I.M.** prof., academician (Ukraine)**Nur Izura Udzir** prof. (Malaysia)**Perni Stephano** prof. (Great Britain)**Potapov V.A.** prof. (Ukraine)**Prokopovich Polina** prof. (Great Britain)**Ombayev A.M.** prof., corr. member. (Kazakhstan)**Otelbayv M.O.** prof., academician (Kazakhstan)**Sadybekov M.A.** prof., corr. member. (Kazakhstan)**Satayev M.I.** prof., corr. member. (Kazakhstan)**Severskiy I.V.** prof., academician (Kazakhstan)**Sikorski Marek** prof., (Poland)**Ramazanov T.S.** prof., academician (Kazakhstan)**Takibayev N.Zh.** prof., academician (Kazakhstan), deputy editor in chief**Kharin S.N.** prof., academician (Kazakhstan)**Chechin L.M.** prof., corr. member. (Kazakhstan)**Kharun Parlar** prof. (Germany)**Endzhun Gao** prof. (China)**Erkebayev A.Ye.** prof., academician (Kyrgyzstan)**Reports of the National Academy of Sciences of the Republic of Kazakhstan.****ISSN 2224-5227****ISSN 2518-1483 (Online),****ISSN 2224-5227 (Print)**

Owner: RPA "National Academy of Sciences of the Republic of Kazakhstan" (Almaty)

The certificate of registration of a periodic printed publication in the Committee of Information and Archives of the Ministry of Culture and Information of the Republic of Kazakhstan N 5540-Ж, issued 01.06.2006

Periodicity: 6 times a year

Circulation: 500 copies

Editorial address: 28, Shevchenko str., of 219-220, Almaty, 050010, tel. 272-13-19, 272-13-18,

<http://reports-science.kz/index.php/en/archive>

**E.K. Asembaeva, A.G. Galstyan, D.E. Nurmuhambetova,
S.M. Bazilbaev, M.N. Strizhko, Z.Zh. Sejdahmetova**

¹Almaty Technological University, Almaty city, Kazakhstan;

²All-Russian research Institute of brewing, non-alcoholic and wine industry – FSBSI subdivision
«FNC of food systems named after V. M. Gorbатов» RAS, Moscow, Russia;

³Kazakh national agrarian University, Almaty city, Kazakhstan
elmiraasembaeva@mail.ru, 9795029@mail.ru,
dinar2080@mail.ru, b.saken_68@mail.ru, s.zaure@bk.ru

PRINCIPLES OF DEVELOPMENT OF OSMOTICALLY AND BIOLOGICALLY ACTIVE COMPOSITIONS FOR TECHNOLOGIES OF FERMENTED MILK DRINKS

Abstract. Currently, yogurt is considered to be the most popular dairy product in the world. The high content of skim milk, Bulgarian sticks and thermophilic *Streptococcus*, the content of which in the finished product at the end of the term is not less than 107 CFU in 1g of the product, create a unique recognizable profile of the product. Taking into account the specifics of Kazakhstan, in particular, geographical, socio-cultural factors, as well as the centuries-old history of camel milk consumption, the problem of scientific justification and development of industrial technologies of yogurt on its basis is actualized. The research presents the results of the development of osmotically active sweetening composition with pronounced probiotic properties. With its use, the technology of the creation of yogurt from camel milk, including low-lactose one, has been developed. It was found that the optimum level of syrup is about 5% by weight of the product. The analysis of the produced yogurt and low-lactose yogurt showed their high organoleptic characteristics. The developed technology suggests the possibility of its implementation in the dairy industry, producing dairy products.

Key words: camel milk, fermented milk drink, ferment, prebiotic, fructose, isomaltulose, lactulose.

Among the many problems associated with the development of society, the most global is the task of improving the structure of nutrition of the population, ensuring the availability of food products, as well as the creation of enriched foods with desired properties that contribute to the adaptation of the organism in a super-dynamic environment [1-5].

The practical achievement of the goals declared by the state policy in the field of production and consumption of food products is directly related to the technologies of milk processing, as an important component in human nutrition throughout his life [1,6,23].

One of the most popular dairy products today is yogurt, which is included in many diets, and is also used in cosmetology. Yogurt is a fermented milk product with a high content of skimmed milk solids, produced using a mixture of Bulgarian sticks and thermophilic *Streptococcus* [7].

Lactobacillus bulgaricus is a probiotic bacterium. The energy of exothermic process ($\Delta H < 0$) is obtained by microorganisms as a result of homofermentative lactic fermentation. In this case, the Bulgarian stick synthesizes peptidoglycanhydrolase - specific enzyme responsible for the hydrolysis of peptidoglycan required for the microbiological process. It is known to be an important component of the cell wall of bacteria, and also produces extracellular polysaccharides that improve structure, increase stability and prevent yogurt syneresis. The second necessary microbiological component is thermophilic

Streptococcus, which is a plant probiotic. Under the action of enzymes secreted by Streptococcus, lactose fermentation occurs with the formation of lactic acid. Lactic acid destroys the putrid bacteria that cause food to rot in the colon [8].

Taking into account the specifics of Kazakhstan, in particular, geographical, socio-cultural factors, as well as the centuries-old history of camel milk consumption, the problem of scientific justification and development of industrial technologies of yogurt on its basis is actualized. At the same time, it is advisable to enrich the probiotic product with prebiotics, increasing the effectiveness of preventive action [9,10].

One of the aspects of this problem is the development of a prebiotic composition with pronounced sweetening properties. It should be borne in mind that an unbalanced high-calorie diet with high consumption of fast-digested simple sugars in daily diets can provoke the risk of obesity, type 2 diabetes, etc. [8].

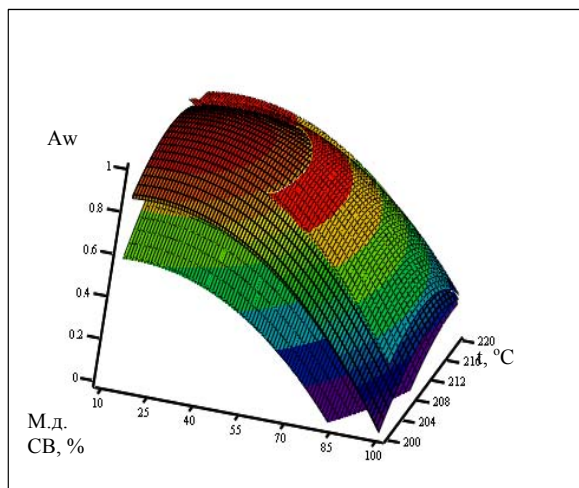
The aim of the work was to develop and study a sweetening osmotically active composition with prebiotic properties from the position of identifying the laws of formation of its thermodynamic characteristics depending on the concentration and species characteristics of solutions.

Using the criteria assessment for a number of factors: safety/availability/efficiency/manufacturability, etc. were originally selected osmotically active substances such as fructose, isomaltulose, inulin, lactulose, oligofructose.

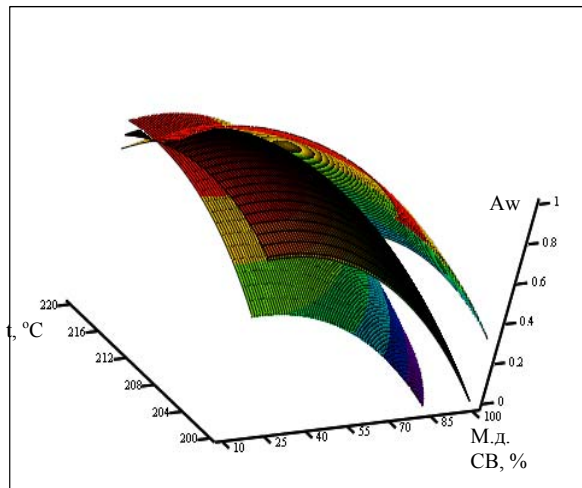
A complete factorial experiment for two factors - temperature and concentration for the above substances-was carried out. The response was the water activity index (A_w) in the solution. Statistical processing and visualization of experimental data was carried out using the methods of matrix algebra with the help of the programs "Microsoft Exel", "CurveExpert" and "MatLab».

Regression equations were found for all solutions of carbohydrates, as well as graphical data on the interpretation of numerical data on the dependence of osmotic pressure and water activity on the concentration of solutions of carbohydrates.

On pictures 1 and 2 respectively, a graphical interpretation of the dependence of water activity and osmotic pressure on the concentration of aqueous solutions of fructose is presented.



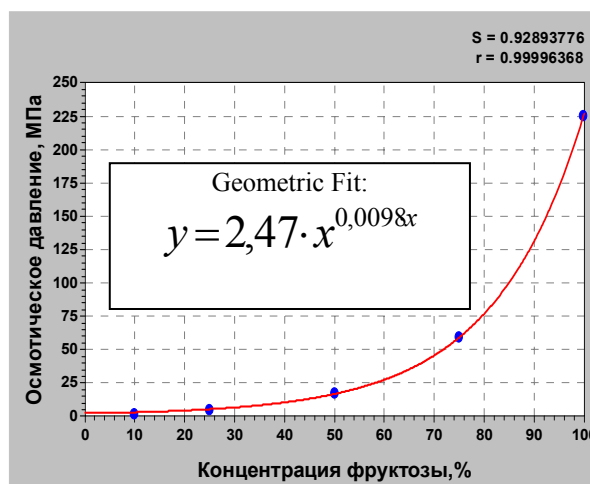
M,K,L



M,K,L

Picture 1 - The response surface of the regression equation, the lower and upper confidence intervals

Picture 1 shows that the surfaces of the upper and lower confidence limits have specific breaks. In fact, in these areas, the values of A_w should be taken as one or zero, respectively.



Picture 2 - Dependence of osmotic pressure on the concentration of fructose solutions

By analogy with the scheme of fructose research, the results were experimentally obtained, but the regression equations for solutions of inulin, lactulose, oligofructose and isomaltulose were obtained - table 1.

Table 1 - decoded A_w regression equations for inulin, lactulose, oligofructose and palatinose solutions

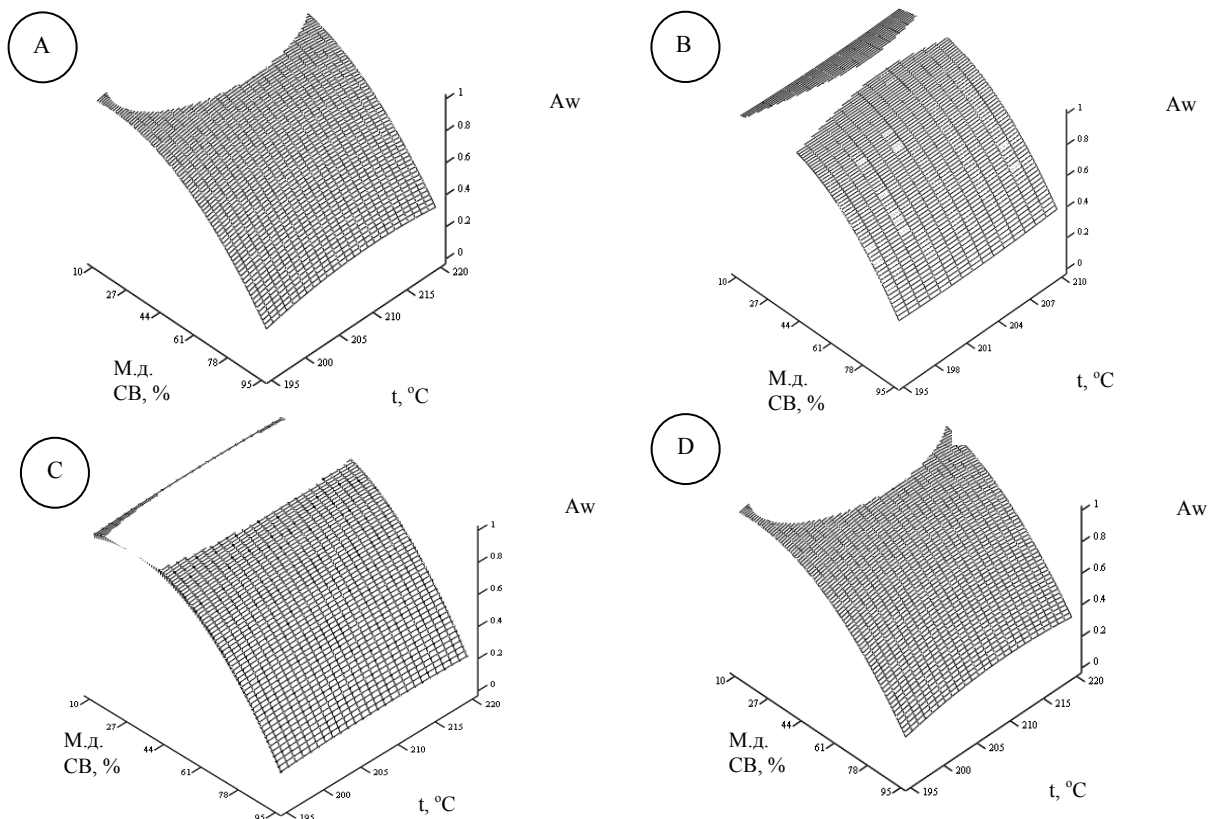
The name of carbohydrate	Regression equations
Inulin	$f(x, y) := 0.89 - 0.4 \frac{x-55}{45} + 0.05 \frac{y-20.5}{1.5} + 0.01 \frac{x-55}{45} \cdot \frac{y-20.5}{1.5} - 0.24 \left(\frac{x-55}{45} \cdot \frac{x-55}{45} \right) - 0.08 \left(\frac{y-20.5}{1.5} \cdot \frac{y-20.5}{1.5} \right)$ (1)
Lactulose	$f(x, y) := 0.8994 - 0.35 \frac{x-55}{45} - 0.016 \frac{y-20}{1} + 0.012 \left(\frac{x-55}{45} \cdot \frac{y-20}{1} \right) - 0.2803 \left(\frac{x-55}{45} \cdot \frac{x-55}{45} \right) + 0.025 \frac{y-20}{1} \cdot \frac{y-20}{1}$ (2)
Oligofructose	$f(x, y) := 0.91 - 0.45 \frac{x-55}{45} - 0.36 \frac{x-55}{45} \cdot \frac{x-55}{45} - 0.01 \left(\frac{y-21}{1} \cdot \frac{y-21}{1} \right)$ (3)
Isomaltulose	$f(x, y) := 0.83 - 0.251 \frac{x-55}{45} + 0.24 \frac{y-20.5}{1.5} + 0.231 \frac{x-55}{45} \cdot \frac{y-20.5}{1.5} - 0.25 \left(\frac{x-55}{45} \cdot \frac{x-55}{45} \right)$ (4)

The analysis of all the above data shows that the results are similar to fructose studies: the regression equations describe the dependence under study with a certain error, which is determined by the temperature setting error ($(\pm 0,5)^0\text{C}$). In other words, the attempt to process the results as the data of a complete factorial experiment for two factors was somewhat incorrect.

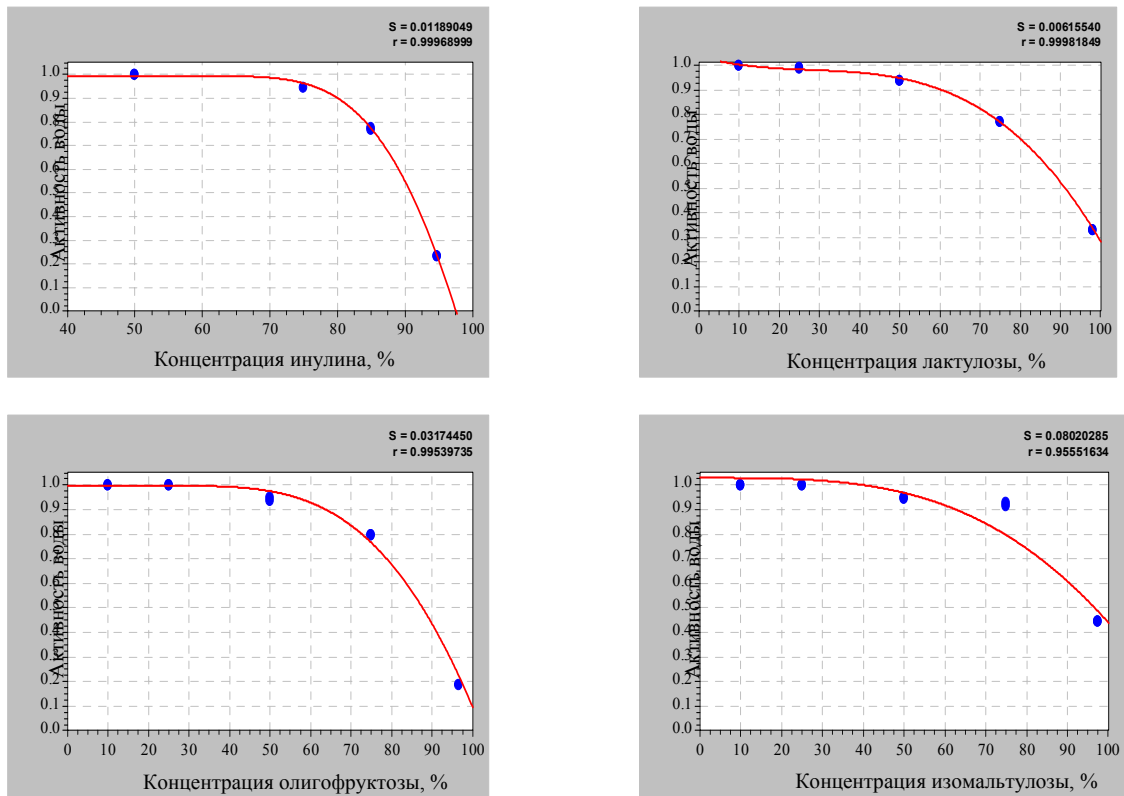
The results of further calculations showed that the coefficients in the regression equation of inulin and lactulose are significant. В уравнении регрессии олигофруктозы не значимы коэффициенты при y и $x \cdot y$, изомальтулозы - при y^2 .

The type of a_w response surfaces described by adjusted regression equations is shown in pic. 3.

In this regard, the results of the experiment were processed as experimental data for one factor – the concentration of carbohydrates. Processing was carried out using the program "CurveExpert". The data are presented in figure 4.



Picture 3 - Surface response regression equations of carbohydrates (A - inulin, B - lactulose, C - oligofructose, D - isomaltulose)



Picture 4 - Graphical interpretation of the dependence of A_w on the concentration of carbohydrates

Table 2 presents the corresponding regression equations for each of the described carbohydrates, taking into account the error values.

In accordance with the results of the experiment to identify Aw depending on the concentration of osmotically active agents, as well as taking into account the biological properties of carbohydrates, in particular, prebiotic, low glycemic index, etc., the research framework was narrowed to a specific model - fructose:isomaltulose:lactulose.

Table 2 - Aw regression Equations for solutions of inulin, lactulose, oligofructose and isomaltulose

The name of carbohydrate	Regression equations
Fructose	$Y = 9,960 \cdot 10^{-1} \pm 1,160 \cdot 10^{-1} - (1,140 \cdot 10^{-3} \pm 3,100 \cdot 10^{-4}) \cdot x + (2,0357 \cdot 10^{-5} \pm 6,620 \cdot 10^{-6}) \cdot x^2 - (9,0024 \cdot 10^{-7} \pm 3,950 \cdot 10^{-7}) \cdot x^3 \quad (5)$
Inulin	$y = (0,994 \pm 5,02 \cdot 10^{-3}) - (23,267 \pm 9,73 \cdot 10^{-6}) e^{(1,295 \cdot 10^6 \pm 2,48 \cdot 10^{-7}) \cdot x - (2,822 \pm 6,45 \cdot 10^{-4})} \quad (6)$
Lactulose	$y = 1,036 \pm 7,04 \cdot 10^{-3} - (4,64 \cdot 10^{-3} \cdot x \pm 8,44 \cdot 10^{-5}) + (1,43 \cdot 10^{-4} \cdot x^2 \pm 1,22 \cdot 10^{-5}) - (1,724 \cdot 10^{-6} \cdot x^3 \pm 2,46 \cdot 10^{-7}) \quad (7)$
Oligofructose	$y = 1,0929 \pm 4,01 \cdot 10^{-2} - (1,14 \cdot 10^{-2} \cdot x \pm 3,46 \cdot 10^{-3}) + (3,513 \cdot 10^{-4} \cdot x^2 \pm 7,61 \cdot 10^{-5}) - (3,4 \cdot 10^{-6} \cdot x^3 \pm 4,776 \cdot 10^{-7}) \quad (8)$
Isomaltulose	$y = \frac{(1,029 \pm 9,72 \cdot 10^{-2}) \cdot (8,1879972 \cdot 10^7 \pm 8,28 \cdot 10^{-3}) - (9,368 \cdot x^{3,346} \pm 1,788 \cdot 10^{-4})}{(8,19 \cdot 10^7 + x^{3,346} \pm 1,091 \cdot 10^{-6})} \quad (9)$

Based on these studies of organoleptic characteristics of model samples of syrup, taking into account the available data on the coefficients of sweetness, consumption rates, the following model of fructose syrup is proposed: isomaltulose: lactulose = 49,75/49,75/0,5.

Monosaccharide fructose, which is part of the developed osmotically active composition, is not absorbed by insulin-dependent tissues, this process takes a relatively long time, which causes particularly useful properties of fructose [11-13]. Metabolism is fast and occurs mainly in the liver, but also in the intestinal walls and kidneys.

Isomaltulose during the digestion process is metabolized in the intestinal mucosa by the enzyme complex saharase - isomaltase [14]. The main difference between the metabolism of sucrose and isomaltulose is that the hydrolysis of isomaltulose is much slower than the hydrolysis of sucrose, which indicates the possibility of reducing the glycemic and insulin response in healthy people and patients with type II diabetes (insulin-dependent) in the use of this carbohydrate [11,13,15]. Glycemic index (GI) of isomaltulose - 37 (in comparison, fructose - 19). The glycemic index is used to assess the effects of food after consumption on blood sugar by comparing the body's response to the product with the body's response to pure glucose (glucose GI is 100). Isomaltulose, as well as fructose, has a hypoacidogenic effect in relation to dental plaque, i.e. it is non-cariogenic [11,14,16].

Lactulose is now recognized as a classical bifidus factor [17]. This prebiotic is not split in the upper part of the gastrointestinal tract and passes through the large intestine, where bifidobacteria are used as a source of energy and carbohydrate.

Taking lactulose does not cause an increase in blood glucose, so it can be used in the diet for diabetics [11,17].

It is very important that lactulose, unlike many other prebiotics, is not an alien element for dairy products, and embodies the therapeutic and preventive value of the nature of dairy products. For lactulose is not difficult to overcome all the natural protective barriers of the body and as part of any product to reach the habitat of normoflora. It stimulates quantitative growth of own microflora, therefore, there is no problem of survival [18].

The most important property of lactulose is its functional stability, that is, its ability to maintain all its healing properties in the widest range of media and technological regimes. And it opens almost unlimited

possibilities of lactulose use in the food industry in the production of functional foods [17]. The use of lactulose in the food industry is expanding, including in the production of confectionery, beverages, food for dietary and diabetic nutrition, dietary SUPPLEMENTS as a low-calorie sweetener with functional properties. However, the main application of lactulose as a food prebiotic component is the production of functional dairy products [19-22].

For further use of the obtained results in the development of the technology, the studies of the formation of the Aw index in full-scale models-analogues of yogurt from camel milk with a different mass fraction of the developed composition.

Dry whole camel milk was used for preparation of fermented milk beverage. The production process involved the restoration of milk powder, fat normalization, homogenization at (12±2) MPa, pasteurization at (85±2)°C for 5-10 minutes, cooling to the fermentation temperature (40±2)°C and the introduction of a production symbiotic ferment VNIMI STBP (*Streptococcus salivarius* subsp. *termophilus* and *Lactobacillus delbrueckii* subsp. *Bulgaricus*) in an amount of 10% by weight of milk. The end of the fermentation process was determined by the formation of a clot characteristic consistency, as well as by the acidity, the value of which should be pH 4.7±0.05. Then the finished product was poured and cooled in the refrigerator to (4±2)°C, where for 4-6 hours it was further maturation. The experimental data are presented in table 3.

Table 3 - Formation of a Aw in the models-analogues of the product

Indicator Variant	M. D. FR milk, %	M. D. fat, %	M. D. syrup, %	Aw
1	14,4	3,9	3,0	0,994
2			5,0	0,991
3			7,5	0,987
4			10,0	0,985
5			12,5	0,980

The organoleptic assessment of models-analogs of the product is carried out – Table 4.

Table 4 - Organoleptic evaluation of analog models of concentrated product

The name of the indicator	A variant of the formulation				
	1	2	3	4	5
Taste and smell	Weakly sweet, without foreign tastes and smells	Weakly sweet, without foreign tastes and smells	Sweet, without foreign tastes and smells	Too sweet, without foreign tastes and smells	Too sweet, without foreign tastes and smells
Consistency	Homogeneous, viscous	Homogeneous, viscous	Homogeneous, viscous	Homogeneous, too viscous	Homogeneous, too viscous
Color	White with a faint cream tint	White with a faint cream tint	White with a faint cream tint	White with a cream tint	White with a strong cream tint
Points according to the method of VNIMI	8	9	10	8	7

In parallel, a similar scheme developed a technology of low-lactose beverage, which was characterized in that the pasteurized and chilled milk was introduced 0,02-0,03% β-galactosidase (activity 5200 u/g) to its mass, after which the mixture was kept for 2.5-3.0 hours for lactose hydrolysis. Other processes are similar to the basic technology. As studies have shown, the low-lactose drink was characterized by a relatively large decrease in Aw, slightly more pronounced sweetness and intensity of the cream shade.

Thus, the osmotically active composition with pronounced probioticski properties. With its use, the technology of yogurt from camel milk, including low-lactose, has been developed. It was found that the

optimal level of syrup is about 5-7.5% by weight of the product. The analysis of the produced yogurt and low-lactose yogurt showed their high organoleptic characteristics. The developed technology suggests the possibility of its implementation in the dairy industry, producing dairy products.

Э.К. Асембаева¹, А.Г. Галстян², Д.Е. Нурмуханбетова¹,
С.М. Базилбаев³, М.Н Стрижко², З.Ж. Сейдахметова¹

¹ Алматы технологиялық университеті, Алматы, Қазақстан;

²Бүкілресейлік сыра қайнату, алкогольсіз және шарап өнеркәсібі ғылыми-зерттеу институты - ФМБФМ филиалы В.М. Горбатов атындағы «Азық-түлік өнімдерінің федералдық ғылыми орталығы» РГА Мәскеу, Ресей;

³Қазақ ұлттық аграрлық университеті, Алматы, Қазақстан

СҮТҚЫШҚЫЛДЫ СУСЫНДАРДАР ТЕХНОЛОГИЯСЫ ҮШІН БИОЛОГИЯЛЫҚ БЕЛСЕНДІ КОМПОЗИЦИЯНЫҢ ОСМОСТЫҚ ҚЫЗМЕТІН ЕНГІЗУ ҚАҒИДАТТАРЫ

Аннотация. Қазіргі уақытта йогурт әлемдегі ең танымал сүтқышқылды өнім болып саналады. Сүттегі майсыздандырылған заттардың жоғары құрамы, болгар таяқшасы мен термофилді стрептококк дақылдары, дайын өнімде сақтау уақытының соңында дейін болатын сүтқышқылды бактериялардың 1 г өнімде 10^7 кем емес КТБ құрауы өнімді бірегей танымал жасайды. Қазақстанның географиялық, әлеуметтік-мәдени факторларын, сондай-ақ түйе сүтін тұтынудың ғасырлық тарихын ескере отырып, түйе сүті негізінде алынатын йогурттың өнеркәсіптік технологияларын ғылыми дәлелдеу және дамыту мәселесі өзекті болып табылады. Жұмыста пребиотикалық қасиеттері бар тәттілендіргіш заттардың осмостық белсенді композицияның дамуының нәтижелері келтірілген. Оны қолдана отырып түйе сүтінен йогурт технологиясы, соның ішінде төменгі лактозалы йогурт әзірленді. Шырынның оңтайлы қосылатын мөлшері өнімнің салмағы бойынша шамамен 5% құрайтыны анықталды. Өндірілген йогуртке және төменгі лактозалы йогурттарға жүргізілген талдаулар олардың жоғары органолептикалық сипаттамаларын көрсетті. Жасалған технология оны сүтқышқылды өнімдер өндіретін сүт кәсіпорындарында іске асыру мүмкіндігін ұсынады.

Түйін сөздер: түйе сүті, сүтқышқылды сусын, ашытқы, пребиотик, фруктоза, изомальтулоза, лактулоза.

УДК 637.146

Э.К. Асембаева¹, А.Г. Галстян², Д.Е. Нурмуханбетова¹,
С.М. Базилбаев³, М.Н Стрижко², З.Ж. Сейдахметова¹

¹Алматинский технологический университет, г. Алматы, Казахстан;

²Всероссийский научно-исследовательский институт пивоваренной, безалкогольной и винодельческой промышленности – филиал ФГБНУ «ФНЦ пищевых систем им. В.М. Горбатова» РАН, Москва, Россия;

³Казахский национальный аграрный университет, г. Алматы, Казахстан

ПРИНЦИПЫ РАЗРАБОТКИ ОСМОТИЧЕСКИ ДЕЯТЕЛЬНЫХ БИОЛОГИЧЕСКИ АКТИВНЫХ КОМПОЗИЦИЙ ДЛЯ ТЕХНОЛОГИЙ КИСЛОМОЛОЧНЫХ НАПИТКОВ

Аннотация. В настоящее время йогурт по праву считается самым популярным кисломолочным продуктом в мире. Высокое содержание обезжиренных веществ молока, культуры - болгарской палочки и термофильного стрептококка, содержание которых в готовом продукте на конец срока составляет не менее 10^7 КОЕ в 1 г продукта, создают уникальный узнаваемый профиль продукта. Учитывая специфику Казахстана, в частности, географические, социально-культурные факторы, а также многовековую историю потребления верблюжьего молока, актуализируется проблема научного обоснования и разработки промышленных технологий йогурта на его основе. В работе представлены результаты разработки подслащивающей осмотически деятельной композиции с выраженными пребиотическими свойствами. С ее применением разработана технология йогурта из верблюжьего молока, в том числе низколактозного. Установлено, что оптимальный уровень внесения сиропа составляет порядка 5% к массе продукта. Анализ произведенного йогурта и низколактозного йогурта показал их высокие органолептические показатели. Разработанная технология предполагает возможность ее внедрения на предприятиях молочной отрасли, производящих кисломолочную продукцию.

Ключевые слова: верблюжье молоко, кисломолочный напиток, закваска, пребиотик, фруктоза, изомальтулоза, лактулоза.

About the authors:

Assembayeva Elmira Kuandykovna – Almaty Technological University, Department of Food Biotechnology, Master of Technical Sciences, Senior Lecturer e-mail: elmiraassembayeva@mail.ru; [https:// orcid.org/0000-0001-7964-7736](https://orcid.org/0000-0001-7964-7736)

Galstyan Aram Genrikhovich – All-Russian Scientific Research Institute of Brewing, Non-Alcoholic and Wine Industry – branch of the Gorbатов's Federal Scientific Center of Food Systems of RAS, Head of the Interbranch Scientific and Technical Center for Food Quality Monitoring, Doctor of Technical Science, Professor of RAS, Corresponding Member of RAS, 9795029@mail.ru, + 7 925 191 99 77, <https://orcid.org/0000-0002-0786-2055>

Nurmukhanbetova Dinara Erikovna – candidate of engineering sciences, acting associate professor, Almaty Technological University, Department of Food safety and quality, e-mail: dinar2080@mail.ru. [https:// orcid.org/0000-0002-8939-6325](https://orcid.org/0000-0002-8939-6325)

Bazilbayev Saken Muhataevich - Candidate of Chemical Sciences, Associate Professor, Kazakh National Agrarian University, Department of "Clinical Veterinary Medicine" b.saken_68@mail.ru, <https://orcid.org/0000-0003-0850-6818>

Strizhko Maria Nikolaevna - candidate of technical Sciences, LLC employee of Medanco LLC <https://orcid.org/0000-0002-9871-3847>

Seidakhmetova Zaure Zhunusovna – doctor of biological sciences, professor, Almaty Technological University, Department of Food Biotechnology, e-mail: s.zaure@bk.ru; <https://orcid.org/0000-0002-9213-7391>

REFERENCES

- [1] Galstjan A.G. Tehnologija molochnyh geroproduktov s dlitel'nym srokom hranenija / Galstjan A.G., Petrov A.N., Radaeva I.A. // Pererabotka moloka. 2008. № 4 (102). S. 35-37.
- [2] Strizhko, M.N. Suhie fitolaktatnye produkty nauchno-prakticheskie osnovy sozdaniya / M.N. Strizhko, A.E. Rjabova, I.A. Radaeva i dr. // Molochnaja promyshlennost'. 2015. № 1. S. 61-63.
- [3] Hurshudjan, S.A. Identifikacionnye priznaki pishhevyyh produktov / S.A. Hurshudjan // Pishhevaja promyshlennost'. 2008. № 11. S. 40.
- [4] Doronin, A.F. Funkcional'nye pishhevye produkty. Vvedenie v tehnologii / Doronin A.F. i dr. – M.: DeLi print, 2008. 282 s.
- [5] Strizhko, M. Development of Osmotically Active Compositions for Milk-Based Products with Intermediate Humidity. / M. Strizhko, A. Kuznetsova, A. Galstya, V. Semipyatny, P. Andrey, A. Prosekov // Bulletin of the International Dairy Federation: sb. nauch. st. – 2014. - S. 35-40.
- [6] Galstjan A.G. Teorija i praktika molochno-konservnogo proizvodstva/A.G.Galstjan, A.N.Petrov, I.A.Radaeva, S.N.Turovskaja, B.V.Chervecov, E.E.Illarionova, V.K.Semipjatnyj.-M.: Izdatel'skij dom «Fedotov D.A.», 2016. 181 s.
- [7] Tehnicheskij reglament Tamozhennogo sojuza "O bezopasnosti moloka i molochnoj produkcii"(TR TS 033/2013)
- [8] Midunica Ju.S. Izuchenie skorosti obrazovanija sgustka jogurta s ispol'zovaniem obrabotannoj zakvaski // Fundamental'nye issledovanija. 2014. № 5-4. S. 707-710
- [9] Asembayeva E. K., Seidakhmetova Z.Zh., Velyamov M.T., Lesova Zh.T., Nurmahanbetova D.E. Funkcional'nye pishhevye produkty. Kislomolochnye produkty iz verbljuzh'ego moloka Doklady NAN RK №5 2016g.str 275-284
- [10] Assembayeva E.K., Galstyan A.G., Seidakhmetova Z.Zh., Velyamov T.M., Nurmukhanbetova D.E. Investigation of technological parameters of production of sour-milk drink with prebiotic properties on the basis of camel milk /Reports of the National Academy of Sciences of the Republic of Kazakhstan. Volume 6, Number 322 (2018), r5 – 11
- [11] Mitchell H. Podslastiteli i saharozameniteli / H.Mitchel. SPb.: Izd-vo «Professija», 2010. 512 s.
- [12] Natural'nye i iskusstvennye podslastiteli. Svoystva i jekspertiza kachestva / K.K. Poljanskij i dr. M.: DeLi print, 2009. 252 s.
- [13] Bugaenko I.F. Sahar i zameniteli // I.F. Bugaenko. M. : OOO «Te-ler», 2004. - 75 s.
- [14] Korneeva O.S. Biosintez izomal'tulosintazy Leuconostoc mesen-teroides subsp. mesenteroides / O.S. Korneeva, O.Ju. Bozhko, M.M.Korneeva // Fundamental'nye issledovanija, 2006. №10. S. 75.
- [15] Korpachev V.V. Sahara i saharozameniteli / Korpachev I.T. Har'kov: Izd-vo «Kniga pljus», 2004. 320s.
- [16] Bogdanova E. V., Ponomarev A. N., Mel'nikova E. I., Samojlenko A. V. Primenenie izomal'tulozy v tehnologii kislomolochnogo morozhenogo // Vestnik Mezhdunarodnoj akademii holoda. 2017. № 4. S. 24–29.
- [17] Sinel'nikov B.M. Laktoza i ee proizvodnye / B.M. Sinel'nikov, A.G. Hramcov, I.A. Evdokimov, S.A. Rjabceva i dr. – SPb.: Professija, 2007. 768 s.
- [18] Goreva E. A., Petrenko A. V. Prebiotiki kak funkcional'nye komponenty pitaniya Nepreryvnoe medicinskoe obrazovanie i nauka g.Cheljabinsk 2015, № 1, tom 10 s 32-36
- [19] Hramcov A.G., Rjabceva S.A., Budkevich R.O., Ahmedova V.R., Rodnaja A.B., Marugina E.V. Prebiotiki kak funkcional'nye pishhevye ingredienty: terminologija, kriterii vybora i sravnitel'noj ocenki, klassifikacija// Voprosy pitaniya, Tom 87, №1, 2018 s 5-17
- [20] Rjabceva S.A. Laktuloza v kislomolochnyh produktah: novye razrabotki // Pererabotka moloka. 2012. № 10. S. 56–58.
- [21] Bracihina M.A. Sovershenstvovanie tehnologii funkcional'nyh kis-lomolochnyh produktov s laktulozoy : avtoref. dis. kand. teh. nauk. Stavropol', 2013.
- [22] Ahmedova V.R. Razrabotka tehnologii kislomolochnogo morozhenogo s prebioticheskimi komponentami : avtoref. dis. kand. teh. nauk. Stavropol', 2015.
- [23] Turovskaya S. N., Galstyan A. G., Radaeva I. A., Petrov A. N., Illarionova E. E., Ryabova A. E., Assembayeva E. K., Nurmukhanbetova D. E. (2018) Scientific and practical potential of dairy products for special purposes News «Series of Geology and Technical Sciences». №6. PP. 16-22. <https://doi.org/10.32014/2018.2518-170X.31>

**Publication Ethics and Publication Malpractice
in the journals of the National Academy of Sciences of the Republic of Kazakhstan**

For information on Ethics in publishing and Ethical guidelines for journal publication see <http://www.elsevier.com/publishingethics> and <http://www.elsevier.com/journal-authors/ethics>.

Submission of an article to the National Academy of Sciences of the Republic of Kazakhstan implies that the work described has not been published previously (except in the form of an abstract or as part of a published lecture or academic thesis or as an electronic preprint, see <http://www.elsevier.com/postingpolicy>), that it is not under consideration for publication elsewhere, that its publication is approved by all authors and tacitly or explicitly by the responsible authorities where the work was carried out, and that, if accepted, it will not be published elsewhere in the same form, in English or in any other language, including electronically without the written consent of the copyright-holder. In particular, translations into English of papers already published in another language are not accepted.

No other forms of scientific misconduct are allowed, such as plagiarism, falsification, fraudulent data, incorrect interpretation of other works, incorrect citations, etc. The National Academy of Sciences of the Republic of Kazakhstan follows the Code of Conduct of the Committee on Publication Ethics (COPE), and follows the COPE Flowcharts for Resolving Cases of Suspected Misconduct (http://publicationethics.org/files/u2/New_Code.pdf). To verify originality, your article may be checked by the originality detection service Cross Check <http://www.elsevier.com/editors/plagdetect>.

The authors are obliged to participate in peer review process and be ready to provide corrections, clarifications, retractions and apologies when needed. All authors of a paper should have significantly contributed to the research.

The reviewers should provide objective judgments and should point out relevant published works which are not yet cited. Reviewed articles should be treated confidentially. The reviewers will be chosen in such a way that there is no conflict of interests with respect to the research, the authors and/or the research funders.

The editors have complete responsibility and authority to reject or accept a paper, and they will only accept a paper when reasonably certain. They will preserve anonymity of reviewers and promote publication of corrections, clarifications, retractions and apologies when needed. The acceptance of a paper automatically implies the copyright transfer to the National Academy of sciences of the Republic of Kazakhstan.

The Editorial Board of the National Academy of sciences of the Republic of Kazakhstan will monitor and safeguard publishing ethics.

Правила оформления статьи для публикации в журнале смотреть на сайте:

www.nauka-nanrk.kz

ISSN 2518-1483 (Online), ISSN 2224-5227 (Print)

<http://reports-science.kz/index.php/en/archive>

Редакторы *М. С. Ахметова, Т.А. Апендиев, Д.С. Аленов*
Верстка на компьютере *А.М. Кульгинбаевой*

Подписано в печать 12.04.2019.
Формат 60x881/8. Бумага офсетная. Печать – ризограф.
12,8 п.л. Тираж 500. Заказ 2.